

# We Are the Calgary Board of Education

122,600 Students



\*2020-21 figures

## CBE Values

- Students come first.
- Learning is our central purpose.
- Public education serves the common good.

## We Welcome Every Child

Every child is welcome at the CBE regardless of their background, ability or socioeconomic status. The CBE is committed to providing educational supports, services and programs that meet the needs of students, while aligning services with the funding we receive.

## CBE Students Have Diverse Needs

The majority of CBE students attend their community school, but students with particularly complex learning needs may attend classes within a community school or unique setting where they can access specialized supports. For example, we have special settings for students with severe medical, cognitive and behavioral needs. Examples of these programs and classes include those that support students on the autism spectrum, those with hearing and visual impairments, refugee students with little formal education or English language abilities, as well as many others.

## CBE Students are Successful

- Of Alberta's 61 boards, CBE student outcomes ranked in the top five according to the 2019 MacKinnon Panel on Alberta's Finances.
- The CBE educates about 1/6 of all Alberta students, and is therefore a large driver of the Alberta results on the Organization for Economic Co-operation and Development's (OECD) Programme for International Student Assessment (PISA) exam. The most recent results (2018) indicate that Alberta students rank number three in the world in both science and reading, and in the top ten in mathematics.
- CBE students have outperformed the province as a whole on Provincial Achievement Tests and Diploma Exams for many years.

## Shaping the Future of CBE High Schools

The CBE's high school success strategy recognizes that there are many choices in high school and no one path suits everyone. High school has programs and pathways that lead to work, college, technical schools or university.

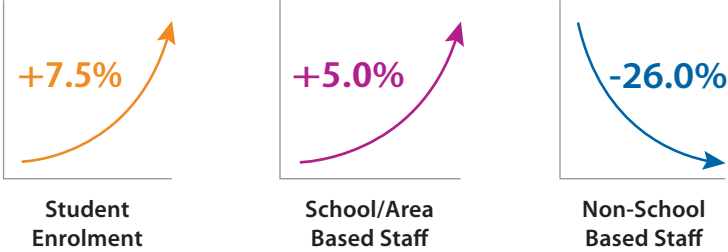
There is a significant imbalance in student enrolment across CBE high schools. We need to develop a sustainable, system-wide plan for our high schools that reduces the imbalance we are currently experiencing and effectively manages the use of space. This strategy provides all students with the access, flexibility and choice to pursue the path that is right for them.

The target utilization rate for each high school is 85-100 per cent, which will facilitate access to programming for students while also maximizing the O&M grant allocation provided by Alberta Education for schools with a utilization rate of 85 per cent or more.



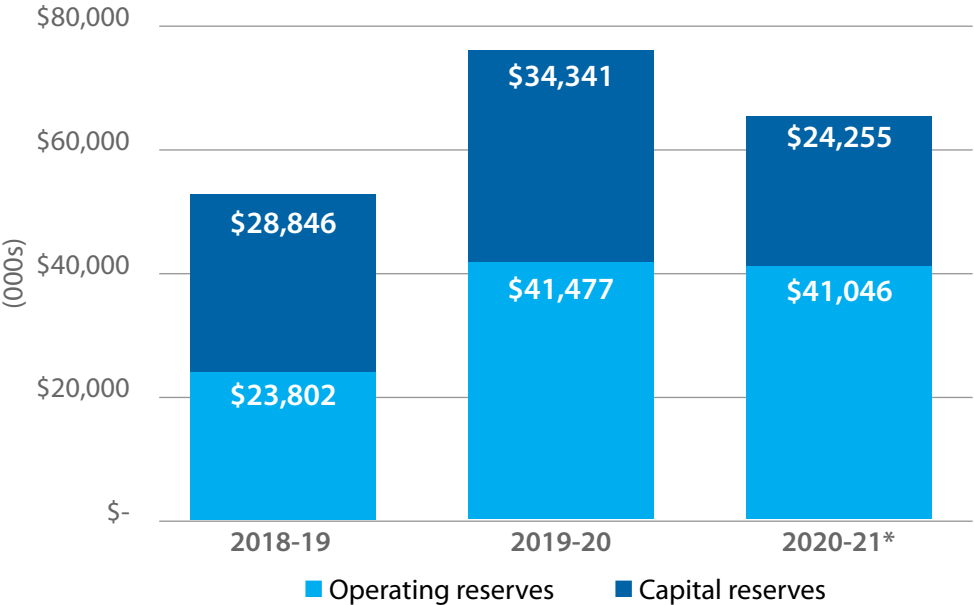
# Key Facts and Considerations

## Non-School Based Staff Reduction 2014-15 to 2020-21



The CBE is committed to maximizing resources to the classroom. Since 2014-2015 we have significantly reduced non-school based staff while increasing school/Area-based staff.

## Reserve Balances

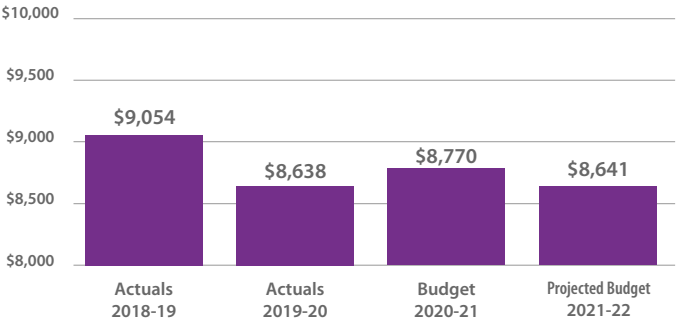


As a result of the provincial review of the CBE, we have increased our operational reserves to be 3 per cent of annual operating expenditures.

Having additional reserves helps us to manage unexpected expenses.

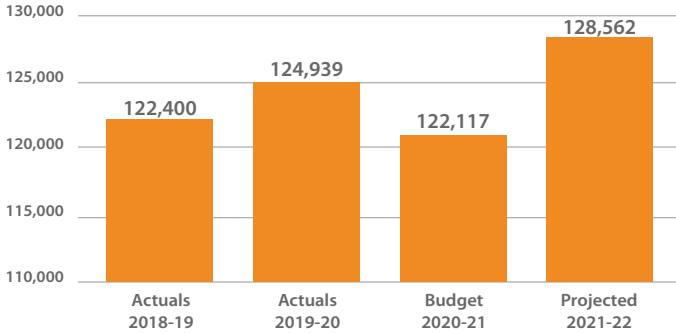
\*Based on Second Quarter Forecast

## Funding Per Student



While funding per student remains fairly steady, it is still less than 2018-19 funding and does not address increasing cost pressures such as inflation.

## Student Enrolment\*



While student enrolment dropped this year due to the pandemic, we expect all those students and more to return next year.

\* Enrolment excludes international students



## New Schools under Construction

The CBE has the following five new schools under construction:

- Mahogany Elementary School
- Auburn Bay Middle School
- Skyview Ranch Elementary/Middle School
- North High School
- Auburn Bay Elementary School

No new CBE schools or major modernizations were announced as part of the 2020 or 2021 provincial budgets.

## 2022-2025 School Capital Plan

The CBE's capital plan submission includes only our greatest needs and balances the need for new schools with the increasing need for major modernizations for aging school facilities. Our immediate needs in the first year of the plan are:

### Community / School

- Evanston Middle School
- John G. Diefenbaker High School
- Nickle School
- A.E. Cross School

### Request Type

- New School
- Modernization
- Modernization
- Modernization

## Covid-19 Cases and Impact

| Positive Case Numbers |           |            |            |            |            |            |            |            |              |
|-----------------------|-----------|------------|------------|------------|------------|------------|------------|------------|--------------|
|                       | Sept      | Oct        | Nov        | Dec        | Jan        | Feb        | March      | April 1-18 | Total        |
| <b>Students</b>       | 48        | 107        | 338        | 198        | 146        | 122        | 346        | 288        | <b>1,593</b> |
| <b>Staff</b>          | 2         | 12         | 44         | 59         | 22         | 22         | 48         | 55         | <b>271</b>   |
| <b>Total</b>          | <b>50</b> | <b>119</b> | <b>382</b> | <b>257</b> | <b>168</b> | <b>144</b> | <b>394</b> | <b>343</b> | <b>1,864</b> |

| Students and Staff Impacted by Quarantine |              |              |               |              |              |              |               |               |               |
|---|--------------|--------------|---------------|--------------|--------------|--------------|---------------|---------------|---------------|
|   | Sept         | Oct          | Nov           | Dec          | Jan          | Feb          | March         | April 1-18    | Total         |
| <b>Students</b>                           | 2,105        | 5,086        | 15,000        | 4,854        | 4,967        | 5,273        | 14,002        | 13,232        | <b>64,519</b> |
| <b>Staff</b>                              | 186          | 455          | 1303          | 672          | 492          | 408          | 1,127         | 841           | <b>5,484</b>  |
| <b>Total</b>                              | <b>2,291</b> | <b>5,541</b> | <b>16,303</b> | <b>5,526</b> | <b>5,459</b> | <b>5,681</b> | <b>15,129</b> | <b>14,073</b> | <b>70,003</b> |

## Let's Move Forward Together

We value our relationships with all levels of government. By working together, we can better identify and address the needs of our ever-changing communities. We look forward to continuing to work together to build thriving school communities where our students can succeed.

**Contact Us** t | 403-817-7933  
e | [BoardofTrustees@cbe.ab.ca](mailto:BoardofTrustees@cbe.ab.ca)

