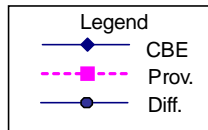
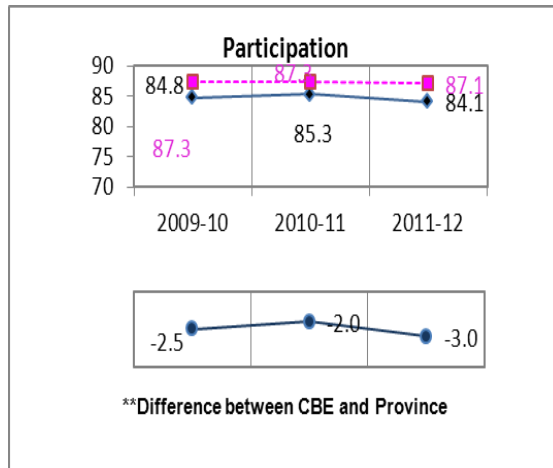
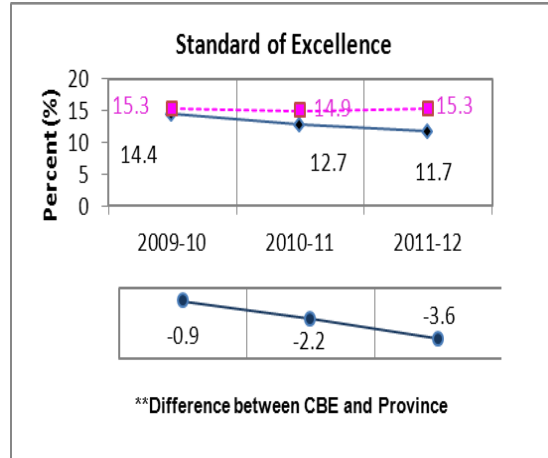
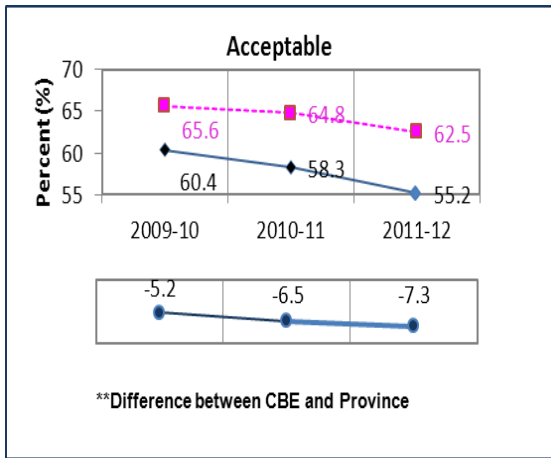


# Grade 9 Knowledge and Employability Mathematics Results

**\*All Students Enrolled (Cohort)**



Note:

\* The **All Students Enrolled (Cohort)** category includes both writers and non-writers. Alberta Education requires jurisdictions to report cohort results.

\*\* A positive difference on the **Difference between CBE and Province** graph indicates the CBE result is higher than that of the province, whereas a negative difference indicates a lower CBE performance.