

# Calgary Board of Education Transportation Scenarios Survey

Report of Findings  
May 13, 2016

Prepared by:



DELANEY + ASSOCIATES



**Calgary Board  
of Education**

# Background

---

- ❖ As part of the transportation strategy development, the CBE contracted Delaney + Associates to be its partner to help engage all stakeholders in its decision-making.
- ❖ The process is to work directly with parents, students, staff and other stakeholders in order to establish a transportation strategy that outlines changes to CBE transportation services and/or fees in order to establish financial sustainability.
- ❖ This report shows the results of an online survey conducted with stakeholders (parents, CBE employees, students and other interested parties) that was undertaken as part of this community engagement initiative.
  - ❖ This particular study presented six possible scenarios that would close the budget gap. Details of these scenarios can be found on the CBE website: [www.cbe.ab.ca/transportationdialogue](http://www.cbe.ab.ca/transportationdialogue)

# Methodology

---

- ❖ The online survey was open to the public and accessible in the following ways: link on the CBE website, direct email communications and social media (Twitter and Facebook).
- ❖ The survey was fielded between April 29 and May 8, 2016.
- ❖ A total of 1798 respondents rated all six scenarios presented.
  - ❖ Not all respondents completed the demographic questions (quadrant of city, grades of children etc.).
  
- ❖ In reading this report, please note that some results may not add up to 100% due to rounding.
- ❖ Total support (4, 5 and 6 on the 6-point scale) and total opposition (1, 2 and 3 on the 6-point scale), as well as the calculation of the differential (support minus opposition) are calculated using percentages up to two decimals and may appear to be off by +/- 1% due to rounding.

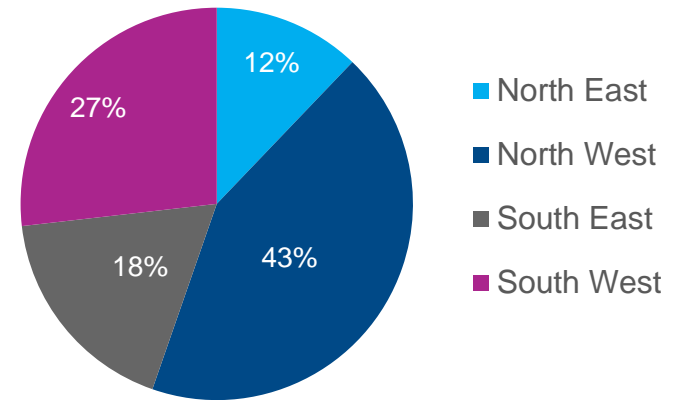
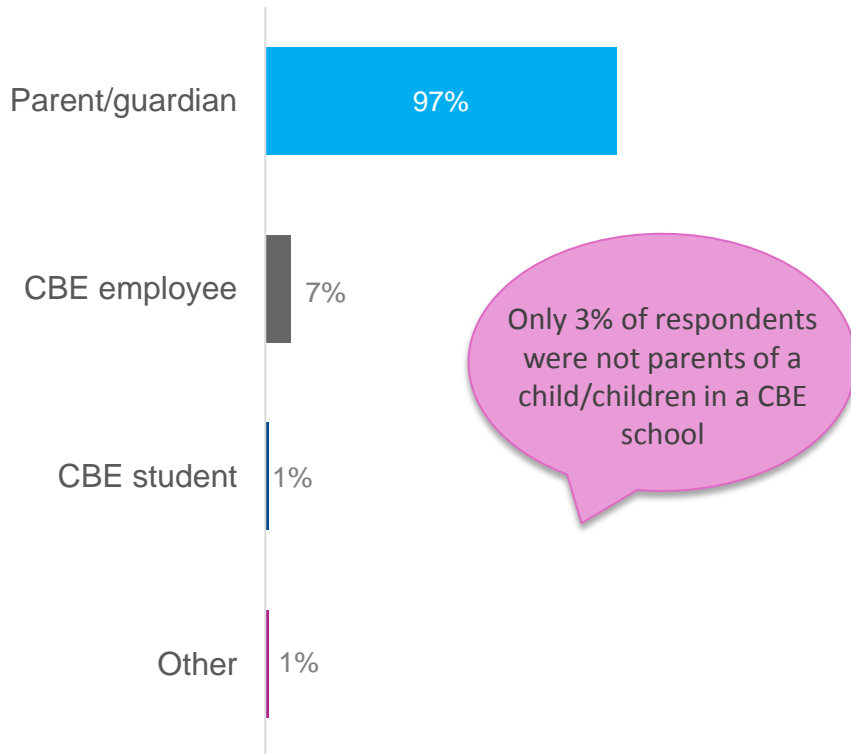
---

# About the Participants

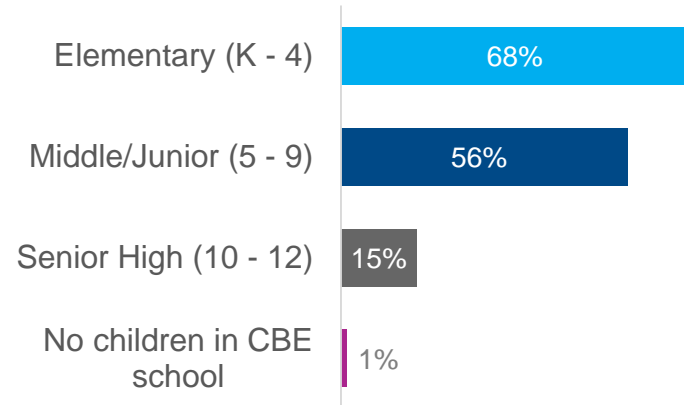
# Respondent Profile

Are you a...[Select all that apply]

Quadrant of City:



Grades of children:

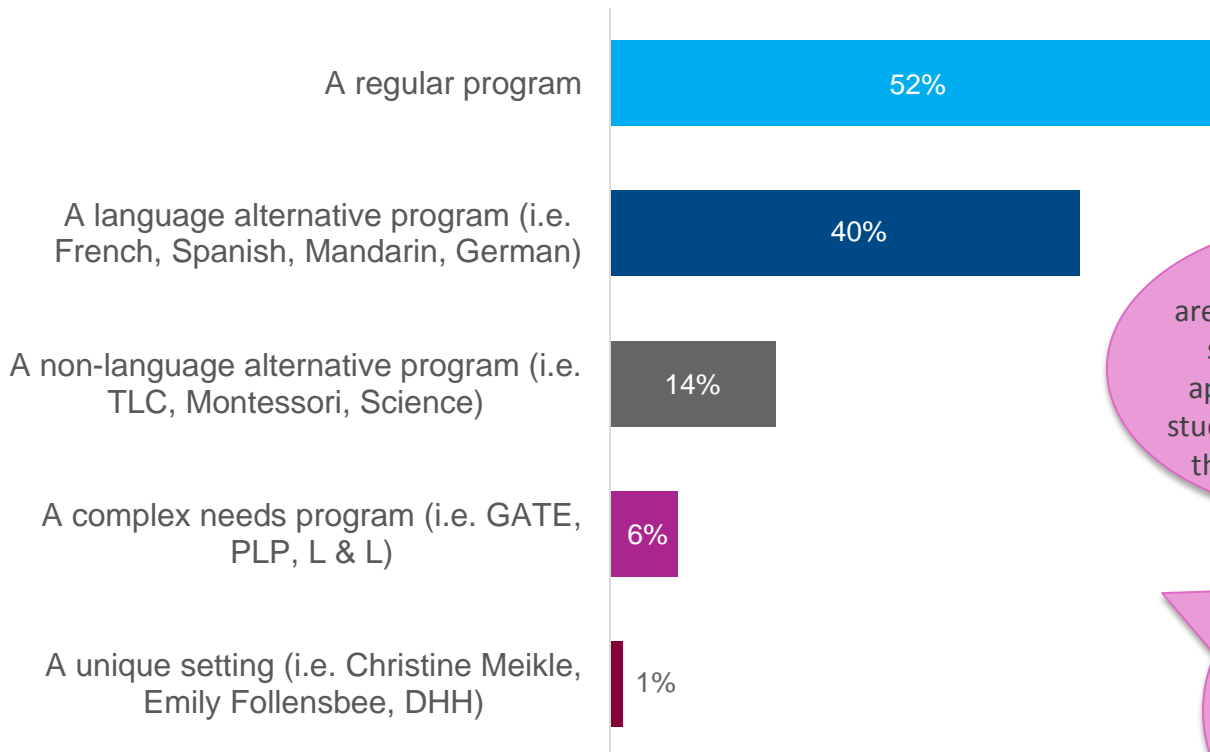


Base: All (n=1757)



# Programs

Which of the following type of program(s) is your child/are your children attending? (Please select all that apply)



Alternative programs are over-represented in this study, as they make up approximately 20% of the student population but more than half of respondents.

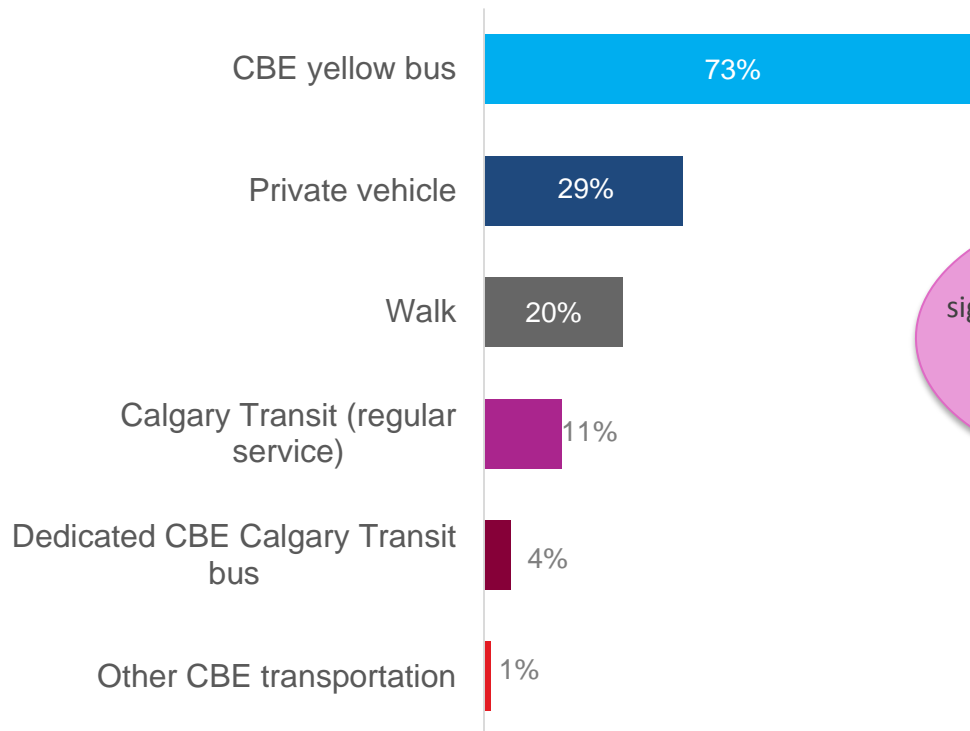
This is particularly true of language alternative programs: While 40% of respondents have a child or children in such a program, this represents only 11% of the student population and 22% of yellow bus riders.

Base: Parents (valid responses = 1688)



# Current School Transportation

Which of the following modes of transportation does your child/do your children take to get to and from school on a typical day? (Please select all that apply)



School bus riders are significantly over-represented and non-riders under-represented in this survey.

While 68% of the student population does not take the bus, only 27% of survey respondents fall into this category.

Base: Parents (valid responses = 1724)



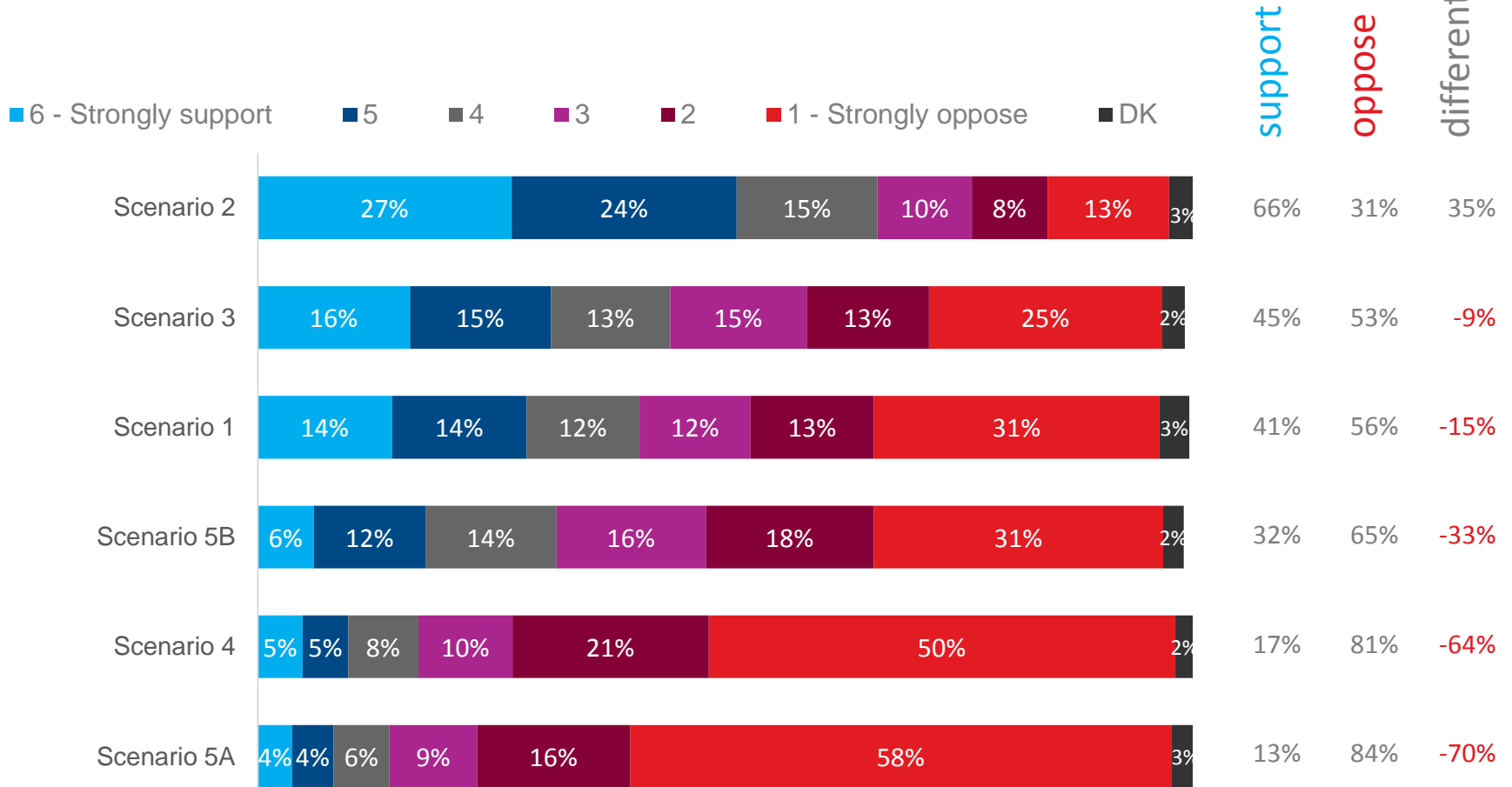
---

# Main Findings



# Scenarios Rating - Summary

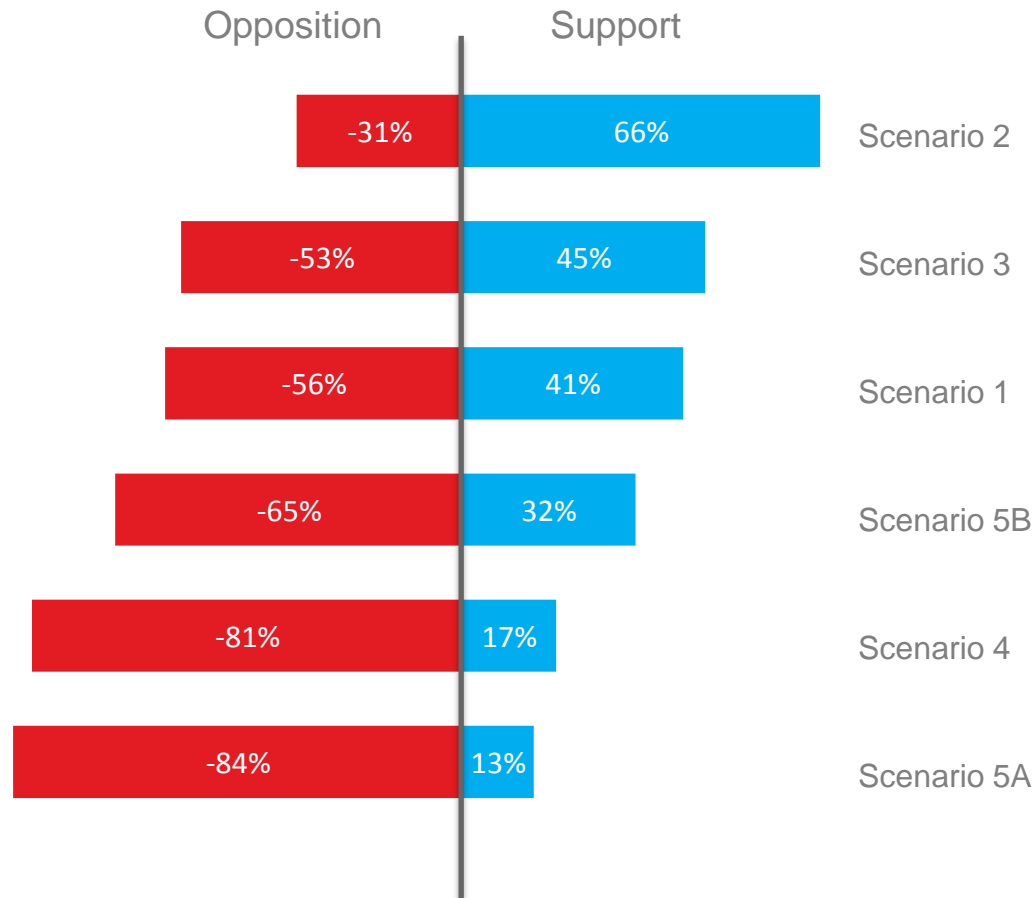
On a scale from one to six, where one means you strongly oppose this option and six means you strongly support this option, please tell us how you feel about this scenario.



Base: All (n= between 1943-1798)



# Scenarios Rating – Summary Overview



Base: All (n= between 1943-1798)



---

# Detailed Findings

# Current Situation

<p><b>Current service levels and fees creates a \$5 million deficit (the \$300 fee creates \$8 million in revenue, closing part of the \$13 million funding gap)</b></p>	
Fees	\$300
Travel Distance to Bus Stop	1.6KM for elementary 1.8KM for middle/jr.
Bus Ride Times	Average ride time remains approximately 30-40 minutes
Low Ridership Routes	Transportation is provided to all eligible students
Kindergarden mid-day service	provided
Eligibility for Ridership	All students residing outside of the current walk zone are provided transportation on either yellow buses or Calgary Transit to their designated community or alternative program.
Waivers	Eligible families have their transportation fees waived
Bell Time	Of 655 routes, 169 routes are combined (2 schools on 1 bus) 422 routes are partnered (1 bus completing 2 routes) 46 cannot be combined or partnered due to geography. Pairing and combining routes requires schools to coordinate bell times.

# Scenario 1

## Current Service level with increased fee covering deficit

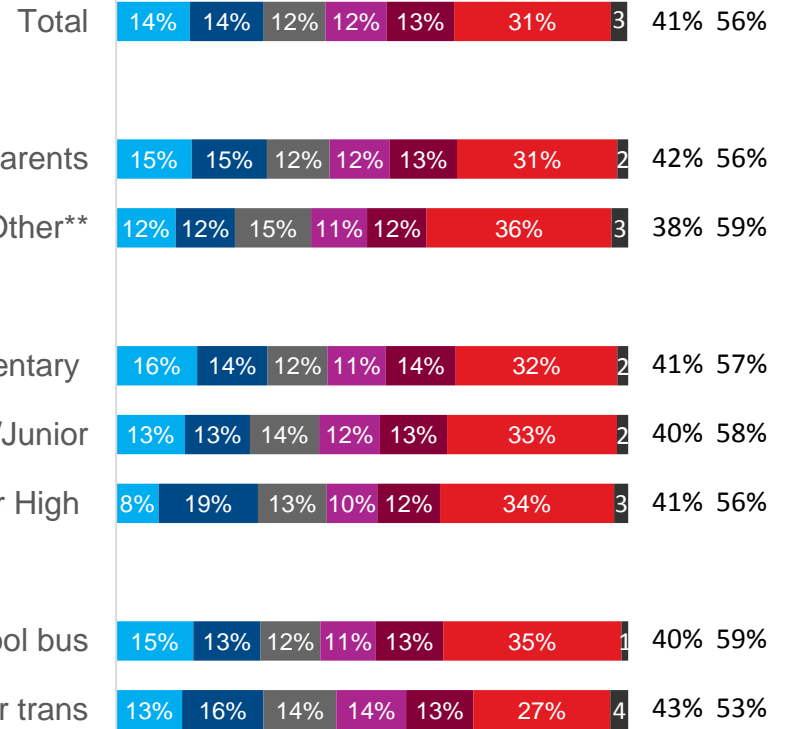
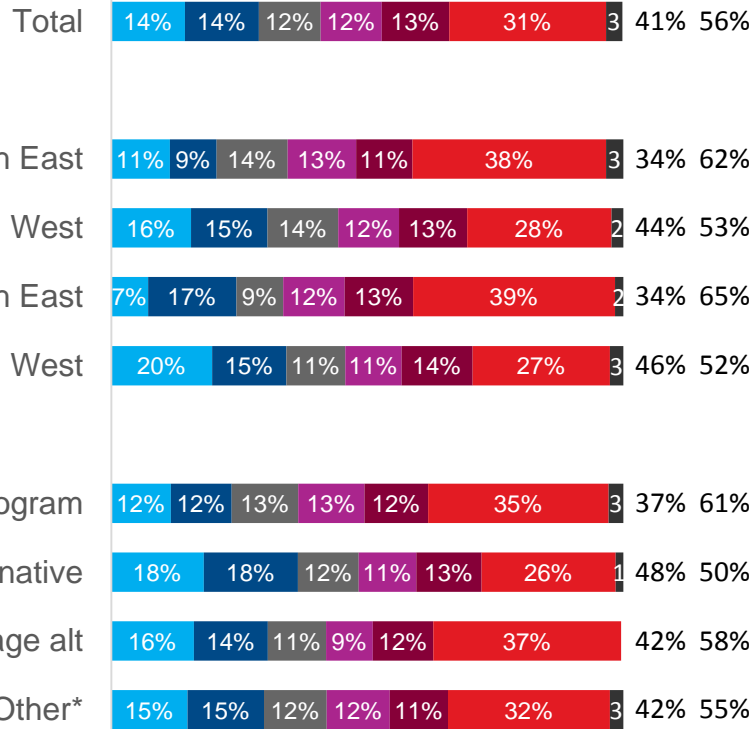
Fees	\$500-525
Travel Distance to Bus Stop	1.6KM for elementary 1.8KM for middle/junior
Bus Ride Times	Average ride time remains approximately 30-40 minutes
Low Ridership Routes	Similar to existing
Kindergarden mid-day service	Similar to existing (will be provided)
Eligibility for Ridership	Similar to existing
Waivers	Eligible families have their transportation fees waived; higher fee may increase waiver expense
Bell Time	Similar to existing
Implementation Time	Potentially a phased in approach to fee increases over the next 2 years

# Scenario 1

■ 6 - Strongly support   
 ■ 5   
 ■ 4   
 ■ 3   
 ■ 2   
 ■ 1 - Strongly oppose   
 ■ DK

**Support/Oppose**

**Support/Oppose**



Base: All (n= 1943)



Calgary Board of Education



\* Includes complex needs programs and unique settings  
 \*\* Includes other community members; mostly CBE staff

# Scenario 2

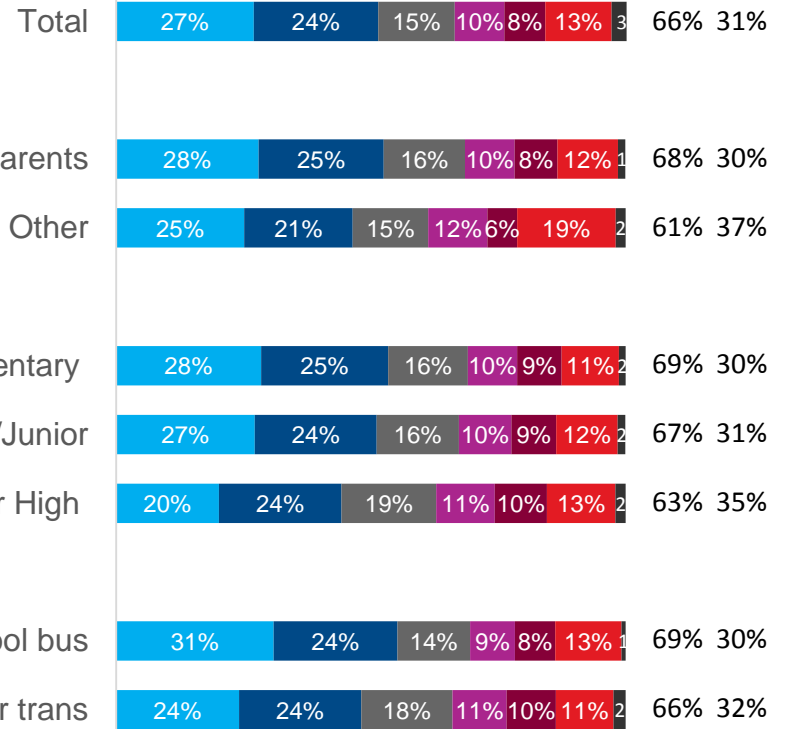
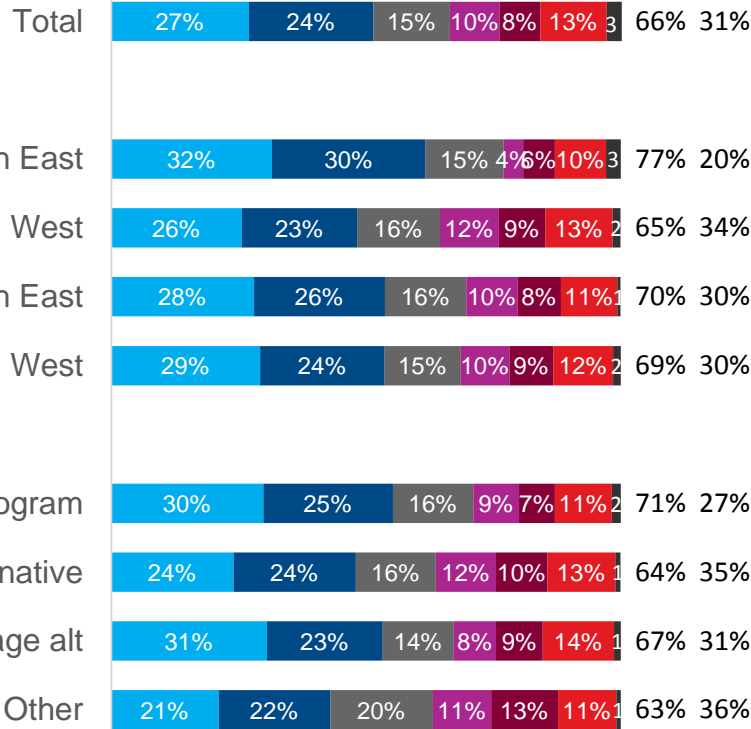
Current Fees with decreased service levels #1	
Fees	\$300-325
Travel Distance to Bus Stop	1.6KM for elementary; 1.8KM for middle/jr. Alternative pgms have congregated stops similar to Sept. 2015 levels (varying distances)
Bus Ride Times	Reduced in most cases
Low Ridership Routes	Similar to existing
Kindergarden mid-day service	Similar to existing (will be provided)
Eligibility for Ridership	Similar to existing
Waivers	Eligible families have their transportation fees waived
Bell Time	Similar to existing
Implementation Time	2017-2018 Implementation

# Scenario 2

■ 6 - Strongly support   
 ■ 5   
 ■ 4   
 ■ 3   
 ■ 2   
 ■ 1 - Strongly oppose   
 ■ DK

**Support/Oppose**

**Support/Oppose**



Base: All (n= 1879)



Calgary Board of Education

*dialogue*)))



# Scenario 3

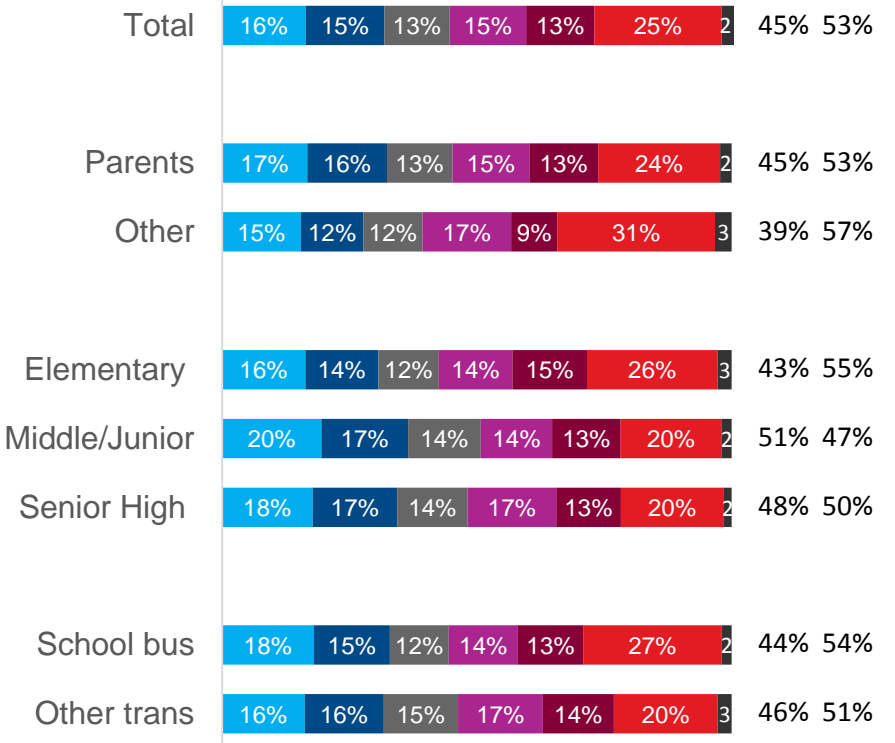
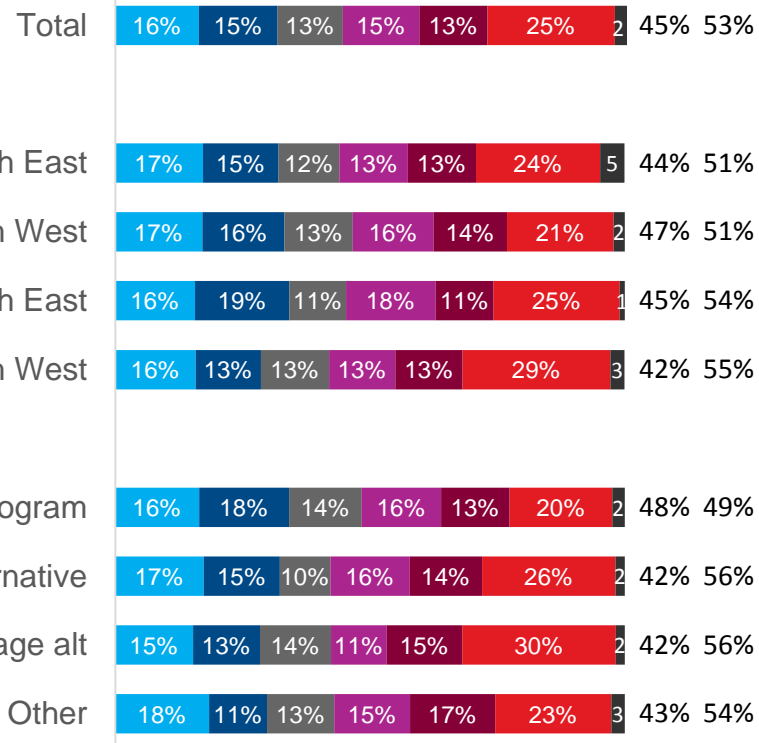
Current Fees with decreased service levels #2	
Fees	\$300-325
Travel Distance to Bus Stop	1.6KM for elementary; 1.8KM for middle/jr. Non-language alternative programs have congregated stops similar to Sept. 2015 levels (varying distances)
Bus Ride Times	Reduced in most cases
Low Ridership Routes	Eliminate all routes with ridership of 10 students or less
Kindergarden mid-day service	Eliminate mid-day service
Eligibility for Ridership	Similar to existing
Waivers	Allow eligible families receiving waivers to contribute to fees, assume 25% of fee contribution
Bell Time	Similar to existing
Implementation Time	Subject to parent consultation, non-language alternative programs return to congregated stops 2016-17; other changes 2017-18

# Scenario 3

■ 6 - Strongly support   
 ■ 5   
 ■ 4   
 ■ 3   
 ■ 2   
 ■ 1 - Strongly oppose   
 ■ DK

Support/Oppose

Support/Oppose



Base: All (n= 1866)



# Scenario 4

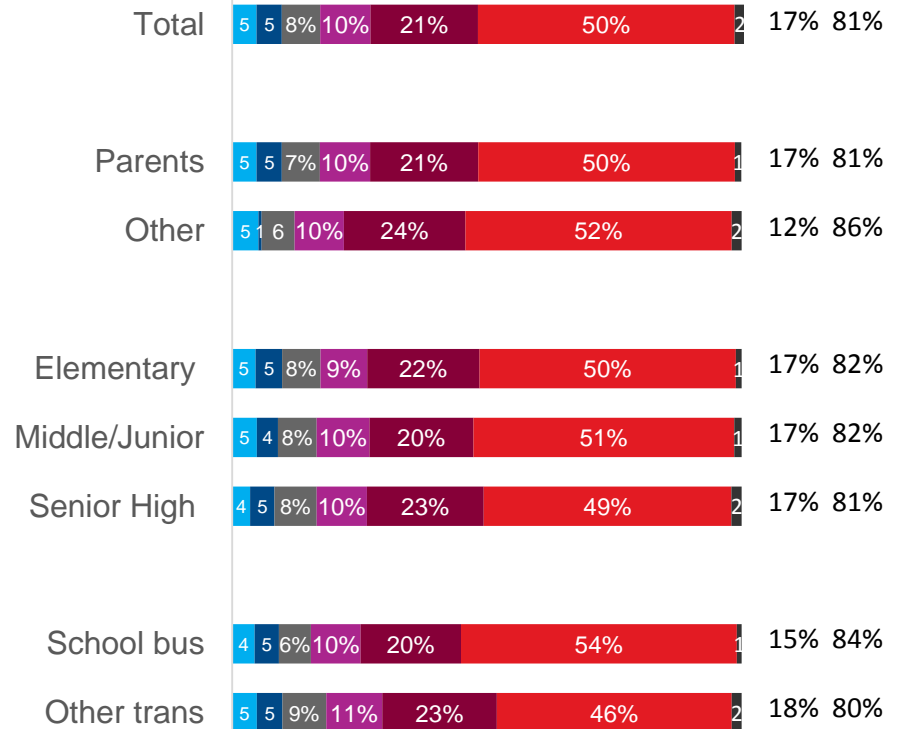
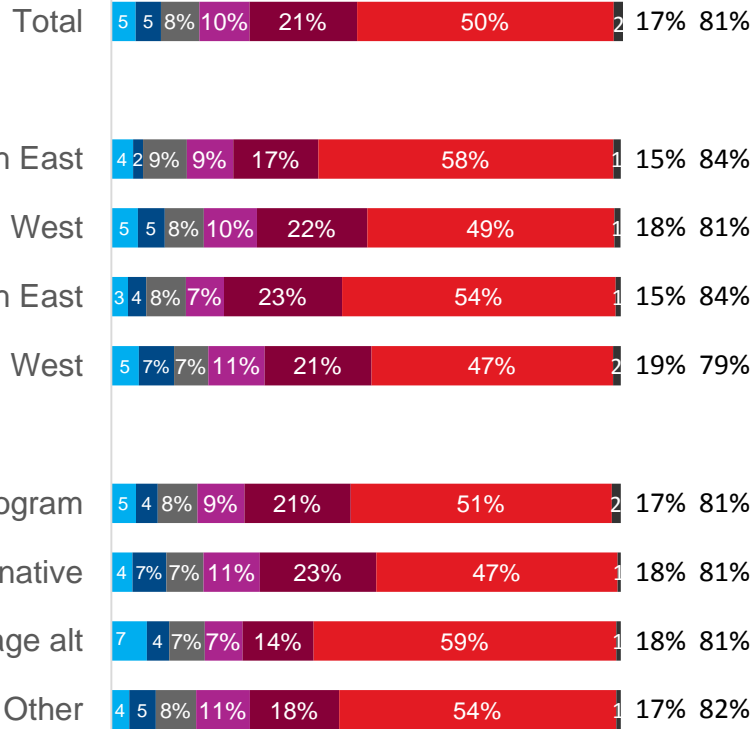
Shortening travel distance to bus stops	
Fees	- Year 1: \$575-\$600 - With bell time changes by year 3: \$525-\$550
Travel Distance to Bus Stop	800m for K-9 students
Bus Ride Times	Significant Increase
Low Ridership Routes	May increase due to need for more buses to keep within 1.5 hour ride time.
Kindergarden mid-day service	Similar to existing (will be provided)
Eligibility for Ridership	Similar to existing
Waivers	Eligible families receiving waivers can contribute to fees, assume 25% of fee contribution. Higher fee may increase waiver expense.
Bell Time	Significant bell times change across the system to increase number of partnered routes
Implementation Time	2017-2018 for full implementation

# Scenario 4

■ 6 - Strongly support   
 ■ 5   
 ■ 4   
 ■ 3   
 ■ 2   
 ■ 1 - Strongly oppose   
 ■ DK

Support/Oppose

Support/Oppose



Base: All (n= 1836)



Calgary Board of Education

*dialogue*)))

# Scenario 5A

## Fees based on program and age *with* Calgary Transit (CT) option

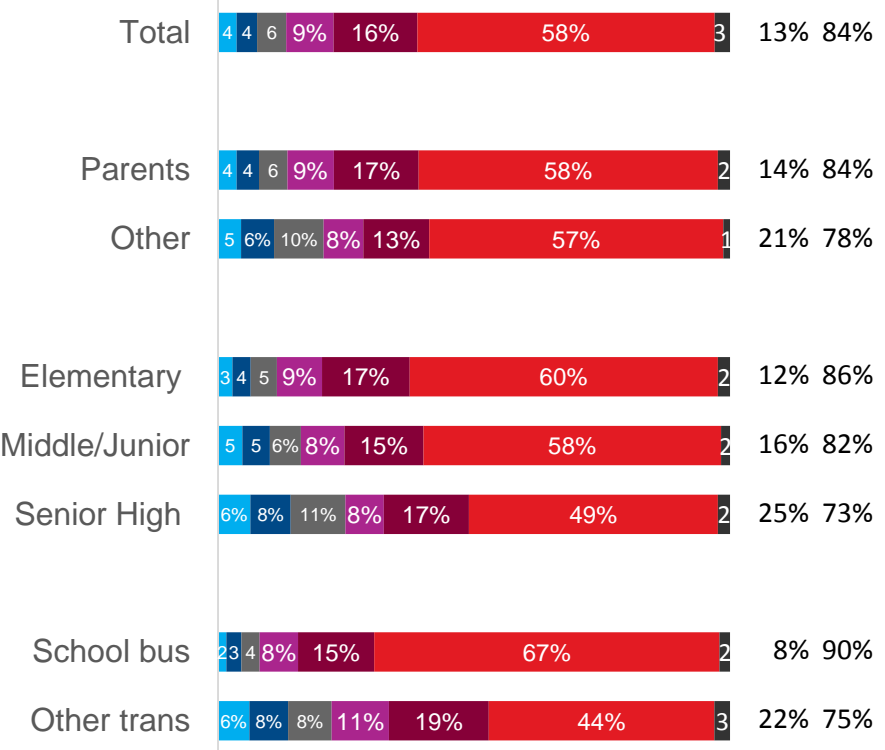
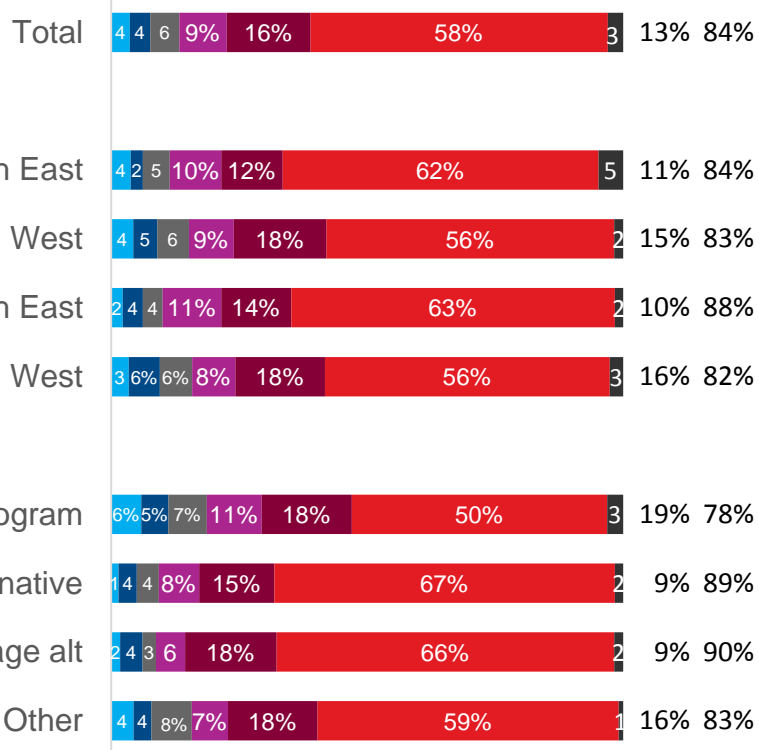
Fees	<ul style="list-style-type: none"> <li>- \$550-\$575 for regular program students</li> <li>- Most middle/jr high pay Calgary Transit rate</li> <li>- \$700-\$725 for all alternative program students (25% more)</li> </ul>
Travel Distance to Bus Stop	<p>1.6KM and 1.8KM for yellow bus riders.</p> <p>For Calgary Transit riders, middle/jr. stop, ridership, and location would be decided collaboratively by Calgary Transit and CBE</p>
Bus Ride Times	Could increase or decrease depending on route
Low Ridership Routes	Could increase or decrease
Kindergarden mid-day service	Eliminate mid-day service
Eligibility for Ridership	<ul style="list-style-type: none"> <li>- Increase elementary walk to school zone to 2km and middle/junior walk to school zone to 2.4km</li> <li>- Grades 7-9 take Calgary Transit where it can be done with only 1 transfer</li> </ul>
Waivers	Eligible families have their transportation fees waived; higher fee may increase waiver expense
Bell Time	Could change depending on transportation routes
Implementation Time	2017-2018 or 2018-2019

# Scenario 5A

■ 6 - Strongly support   
 ■ 5   
 ■ 4   
 ■ 3   
 ■ 2   
 ■ 1 - Strongly oppose   
 ■ DK

**Support/Oppose**

**Support/Oppose**



Base: All (n=1808)



Calgary Board of Education

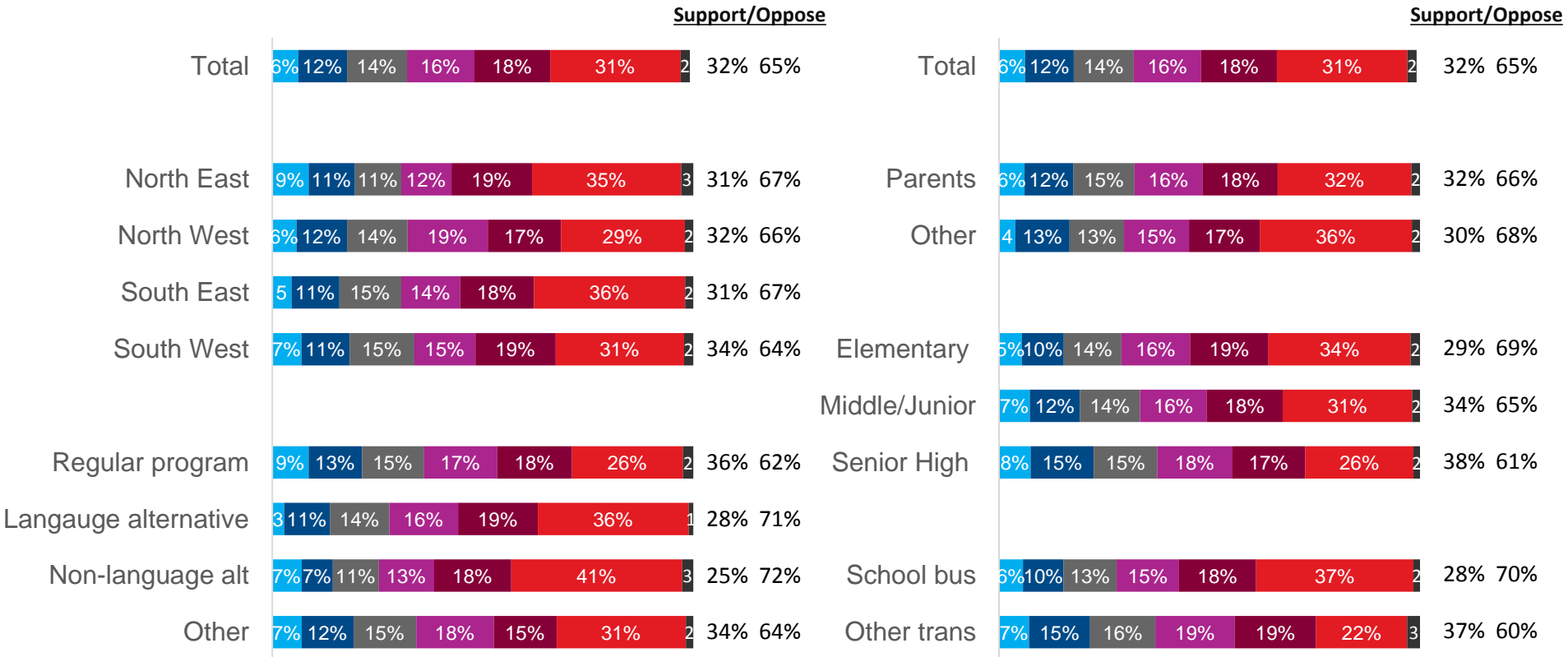
*dialogue*)))

# Scenario 5B

Fees based on program and age <i>without</i> Calgary Transit (CT) option	
Fees	- \$400 for regular program students - \$500 for all alternative program students (25% more)
Travel Distance to Bus Stop	1.6KM and 1.8KM for yellow bus riders.
Bus Ride Times	Similar to existing
Low Ridership Routes	Similar to existing
Kindergarden mid-day service	Eliminate mid-day service
Eligibility for Ridership	Increase elementary walk to school zone to 2km and middle/junior walk to school zone to 2.4km
Waivers	Eligible families have their transportation fees waived; higher fee may increase waiver expense
Bell Time	Similar to existing
Implementation Time	2017-2018 or 2018-2019

# Scenario 5B

■ 6 - Strongly support   
 ■ 5   
 ■ 4   
 ■ 3   
 ■ 2   
 ■ 1 - Strongly oppose   
 ■ DK



Base: All (n= 1798)





# Survey Comments

---

- ❖ You will find a summary of the comments captured through this survey as well as a listing of all comments provided on the CBE website at: [www.cbe.ab.ca/transportationdialogue](http://www.cbe.ab.ca/transportationdialogue)